




## Accessing your Century Tech account (For GCSE English and Maths Learners)

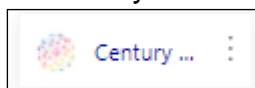
Century tech is an online platform used to support GCSE English and Maths teaching and learning at Hopwood Hall College. Please see below for details on how to access this:

You can either:

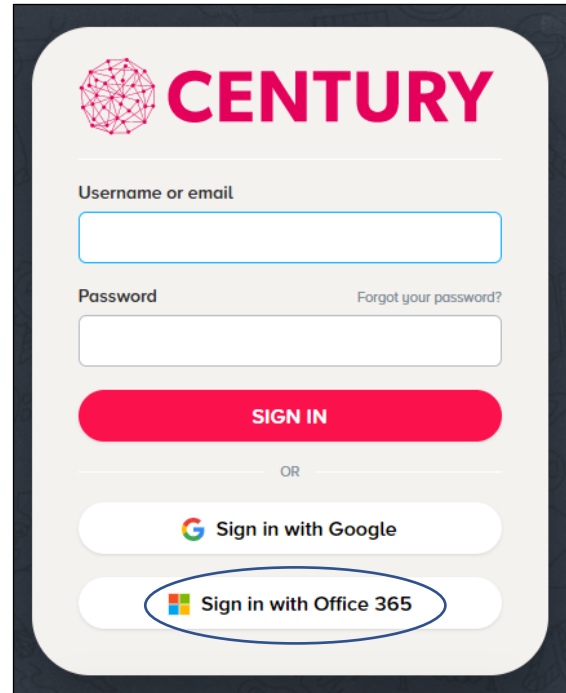
1. Login into your college Office 365 account through your browser (see separate guidance if you are unsure of how to do this)
2. When you are logged into Office 365 click on the waffle button at the top left-hand corner of the page, if you cannot see Century in this list click in All apps and search for century:



3. When you locate the app, click it:



4. You will be directed to the Century login page where you should click on the 'sign in with Office 365' button and use your college email address (e.g. 654321@student.hopwood.ac.uk and the password you would usually use for the college computers) to sign in



5. Alternatively copy/type into your web browser or click on the following link:

<https://app.century.tech/login/>

and log in as described above.

6. If you have any trouble with logging into Century Tech you can either speak to your tutor or email: [vle@hopwood.ac.uk](mailto:vle@hopwood.ac.uk)