

ADDITIONAL LEARNING SUPPORT

AT HOPWOOD HALL COLLEGE



BRINGING OUT
THE BEST IN YOU

Students who leave Hopwood Hall College having completed their courses are very successful in progressing onto higher education and gaining employment.

We know how important it is to choose the right course so we have qualified and experienced staff to guide and advise you.

We hope that you decide to study with us at Hopwood Hall College.

We look forward to welcoming you and working with you to achieve the results you will need to reach your goals.

Welcome to...

...Additional Learning Support at Hopwood Hall College

There is a team of Additional Learning Support Co-ordinators whose role it is to assess and meet the individual needs of all learners that are referred to them.

This team has the expertise to provide specialist support to assist people with learning difficulties and disabilities, hearing and sight impairment, dyslexia and general difficulties with literacy, language and numeracy.

Hopwood Hall College welcomes learners with disabilities, learning difficulties and disabilities, medical conditions and those recovering from mental health problems.

We recognise that everyone has the same rights of access to education and training and it is our aim to provide access for all.

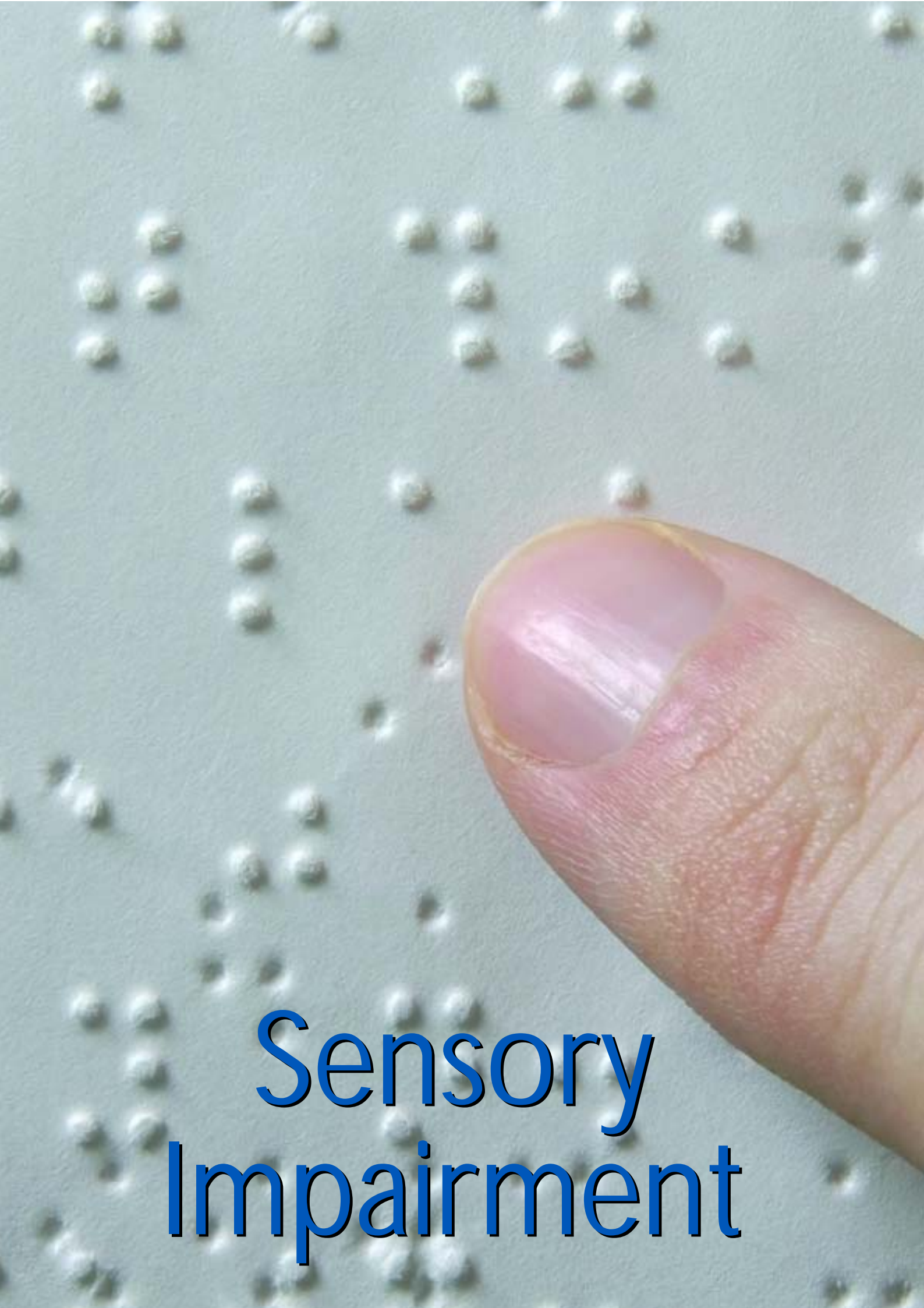
Hopwood Hall College also recognises the individual differences and requirements of all learners and seeks to remove barriers to positive learning. Additional Learning Support is an entitlement. It has enabled many learners to progress and enjoy success. We can offer:

- Specialist assessment
- A team of experienced staff, offering a wide range of support for learners
- Staff who are well qualified and who undertake regular training to keep up to date with current developments
- Academic 1:1 or group sessions for help with writing and number work
- Special arrangements for examinations
- Loan of specialist equipment

If there are any other support needs not mentioned, a Co-ordinator will be pleased to discuss these with prospective learners.

To express an interest, freefone 0800 834 297 for more information or email enquiries@hopwood.ac.uk





**Sensory
Impairment**

Sensory Impairment


Overview

Sensory impairment includes both hearing and sight loss and each covers a whole variety of conditions. Visual impairment ranges from light perception to partial sight. Most definitions of blindness make it clear that 'blind' people have some residual vision. Similarly, hearing impairment can range from a mild loss to a profound loss, and likewise there may be some residual hearing in most 'deaf' people.

We Offer:

- Individual Assessments
- Educational Communicators
- BSL Interpreters
- Manual Note takers
- Electronic Note takers
- Educational Support Workers
- Lipspeakers
- Deafblind Communication Support
- Tutors for Deaf Students
- Deaf Support Workers
- Language Support
- Deaf Tutor
- 1:1 Backup to Theory Sessions
- Language Modification
- Adapted Materials
- Braille
- Guiding
- In-class Support
- Pastoral Support
- Specialist Equipment
- Exam Concessions





Literacy, Language & Numeracy

Literacy, Language & Numeracy

Overview

Additional Learning Tutor Support is offered for either Literacy, Language or Numeracy to learners across College. Learners benefit from Additional Learning Tutor Support by having the opportunity to further their skills gaps in literacy and numeracy and gain accreditation through the vocational/academic route and by accessing Basic or Key Skills qualifications.


Literacy and Numeracy skills gaps are identified through initial and diagnostic assessments, viewed together with the learner's educational and support backgrounds.

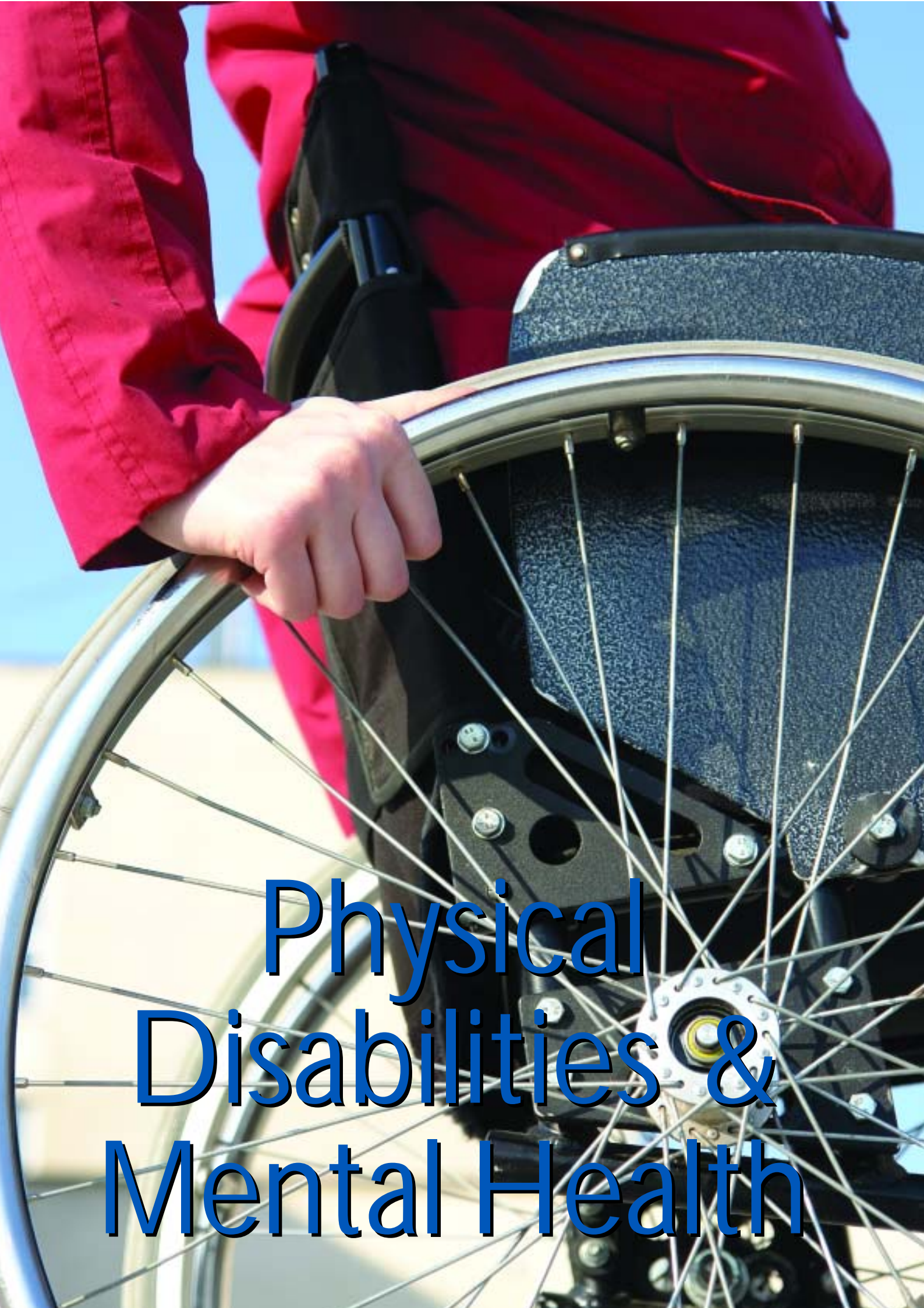
Learners can access LLN in class or on a one-to-one basis. In class the Support Tutor works in a partnership teaching approach with the vocational/academic tutor developing the learners literacy and numeracy skills. In one to one situations, learners access support out of their vocational/academic timetables for one hour a week.

Language support can also be offered on a one to one basis depending upon the learners chosen study route in college.

We Offer:

- Specialist individual diagnostic and support assessments
- In class tutor support to develop literacy and numeracy skills delivered by highly qualified literacy and numeracy support tutors
- One to one, out of class support to develop literacy, numeracy, language and study skills
- Encouragement to complete Basic Skills and Key Skills qualifications
- Material adaptation
- Advice on exam preparation
- Advice on specialist equipment and exam concessions





Physical Disabilities & Mental Health

Physical Disabilities & Mental Health


Overview

The term physical disability is interpreted in as broad a sense as possible, but in particular, it is intended to cover any difficulty in mobility, or disability in the arms or hands which would make writing or keyboarding difficult. Additional leaning support is also available for learners who have a medical condition which could influence educational achievement. Learners who are experiencing mental health problems can also be given support, enabling them to reintegrate into a learning environment of their choice.

We Offer:

We have a team of educational support workers who work with either individual learners or small groups of learners and services we can provide for all learners include the following:

- In depth assessment of needs
- Transport support
- In class ESW support
- Out of class extra ESW support
- Out of class 1:1 tutor support
- Adapted materials/equipment
- Personal care around college
- Homework support
- Supported work experience where appropriate
- Specialist exam provision





Learning Disabilities & Difficulties

Learning Disabilities & Difficulties


Overview

Learning disabilities may be associated with a wide range of difficulties experienced by individual learners, such as verbal communication, reading and writing, understanding and comprehension, coordination and spatial awareness.

We Offer:

We have a team of educational support workers who work with either individual learners or small groups of learners and services we can provide for all learners include the following:

- In depth assessment of needs
- Transport support
- In class ESW support
- Out of class extra ESW support
- Out of class 1:1 tutor support
- Adapted materials/equipment
- Personal care around college
- Homework support
- Supported work experience where appropriate



Dyslexia, Dyspraxia & Dyscalculia

Overview

If you are Dyslexic or have any of the above named SpLD's you are entitled to one to one Specialist Support/Tuition at Hopwood Hall College.


This Support/Tuition will be offered on a one to one basis, one hour per week for the duration of your course. In some instances you may be entitled to more than one hour per week.

The type of support/tuition you will receive will depend on the outcome of your diagnostic assessment, your chosen course of study and any previous specialist tuition you may have received.

We Offer:

We have a team of dyslexia trained tutors who work with either individual learners or small groups of learners and services we can provide for all learners include the following:

- Specialist diagnostic assessment
- Examination concession assessment
- The loan of specialist equipment (this will depend on the outcome of your assessment)
- One to one specialist support/tuition with fully qualified, experienced tutors
- Disabled Students Allowance assessment (DSA)
- Study skills support
- Scotopic Sensitivity Syndrome Screening



Where are we?

Rochdale Campus

St Mary's Gate, Rochdale, OL12 6RY
Telephone: 01706 345346

Motorway Network

The Rochdale Campus is three miles from exit 20 of M62. Follow signs for Rochdale.

Rail

British Rail Rochdale is approximately half a mile from Rochdale Town Centre or ten minutes walk. Taxis are also available from outside British Rail Rochdale.

Bus

Frequent buses operate to and from the Rochdale Town Centre.

Middleton Campus

Rochdale Road, Middleton, M24 6XH
Telephone: 0161 643 7560

Motorway Network

The Middleton Campus is two miles from exit 20 of M62. Follow signs for Middleton.

Rail

British Rail Castleton is approximately two miles from the Middleton Campus and buses to Middleton and Manchester take approximately ten minutes to reach the Middleton Campus.

Bus

Frequent buses operate from the surrounding areas to the Middleton Campus.







a: St Mary's Gate, Rochdale, OL12 6RY t: 01706 345346 f: 01706 641426
a: Rochdale Road, Middleton, M24 6XH t: 0161 643 7560 f: 0161 643 2114

e: enquiries@hopwood.ac.uk

An independent college corporation with charitable status